

Pickleball FOR **DUMMIES**

Questions on how to register online? Look on the back --->

YOU MUST REGISTER ONLINE TO PLAY

- **Reservations are open 1 week prior to start time and spots are only available to be reserved until 1 hour before the beginning of a session. Only 36 spots available per session.**





We have two sessions Monday-Thursday:

9:30-11:30am: Beginner/Intermediate Play (\$5)

12:00-2:00pm: Intermediate/Advanced Play (\$5)

- **You must pay at checkout or If you wish to pay with a punch card select "Pay Deposit Amount". Old punch cards will be honored until they run out of punches. If you are out of punches HUB staff will notify you. Punch cards are now available for purchase online. At this time we are not offering "in-person" purchases.**
- **Play begins at the scheduled time. We ask that you do not enter the facility until 10 minutes before your scheduled play time. HUB staff will begin checking people in at that time. Early attendees will be asked to wait in the parking lot. Play ends promptly at the designated time - please exit within 5 minutes of your end time.**

How to register online for open play pickleball

1. Go to hubsportscenter.org
2. Click on activities located at the top right
3. Select pickleball
4. Scroll down and select Open Play Information - Click here to register
5. Scroll down to the calendar and select the day and time that you would like to play
6. The day and time that you select should be green. Once it is green, click  at the bottom right corner
7. Once you have your days selected and are ready to check out, click  at the top right corner and click 
 - a. To get rid of something from your cart, click the red **X** next to the title of the product
8. Enter your account email and password if you are not already signed in. You can also checkout as a guest.
9. Complete all fields: suggested products, participants, forms, options, deposit, disclaimers, payment, process payment
 - a. if paying with a punch card, select "pay deposit amount" in the deposit field
10. Once all fields are completed, make sure to hit the big green button that says 
11. You're done! You should receive a confirmation email with your purchases

